

Jesus Faces an Impossible Situation

BIBLE PASSAGE: Mark 6:30-44

DISCUSSION QUESTIONS

- How did Jesus and the disciples feel? (tired)
- Who was waiting when Jesus and the disciples got to the desolate place? (a crowd of people)
- What did Jesus say the crowd was like? (sheep without a shepherd)
- What did the little boy give the disciples and Jesus? (5 loaves of bread and 2 fish)
- What did Jesus do with the food? (He raised it to Heaven, blessed it, and then broke it for the disciples to hand out)
- About how many people ate that day? (over 5000)
- What did today's story teach you about Jesus and who He is?
- How does this story make you love God more?
- How can you show God how much you love Him?

BIBLE LEARNING ACTIVITIES

*Recall the bible story

Things you need: Printables: Coloring Page and Crayons

As your child colors, talk about what the child that brought the fish and loaves of bread to Jesus must have felt. Ask your child if they would have given their food away, not knowing what was going to happen.

*Crafting the Word of God

Things you need: Print the "Crafting the Word of God" color sheets, crayons or markers, scissors, and tape
Have your child color all of the fish, loaves, and baskets. Then cut them all out. Tape the 2 "baskets" together so that the food can easily "sit" in the basket.

Say: The little boy was so brave when He trusted Jesus with his food. We can trust Jesus with everything that we have. Everything that we have already belongs to Jesus because He has allowed us to have it. He wants the best for us and will always take care of us.

*What's for Lunch?

Things you need: Printable "What's for lunch" color sheet and crayons/markers

Have your child color every "Y" yellow and every "B" brown. They can fill in all of the extra spaces with any colors they choose. Talk about the miracle that Jesus performed and how many people came to know about Him that day. Imagine 5000 people eating together! That is a huge crowd!

*Set the scene

Things you need: Diorama activity sheet, scissors, glue

Follow the instructions on print out to create the scene for the story.


*Pray

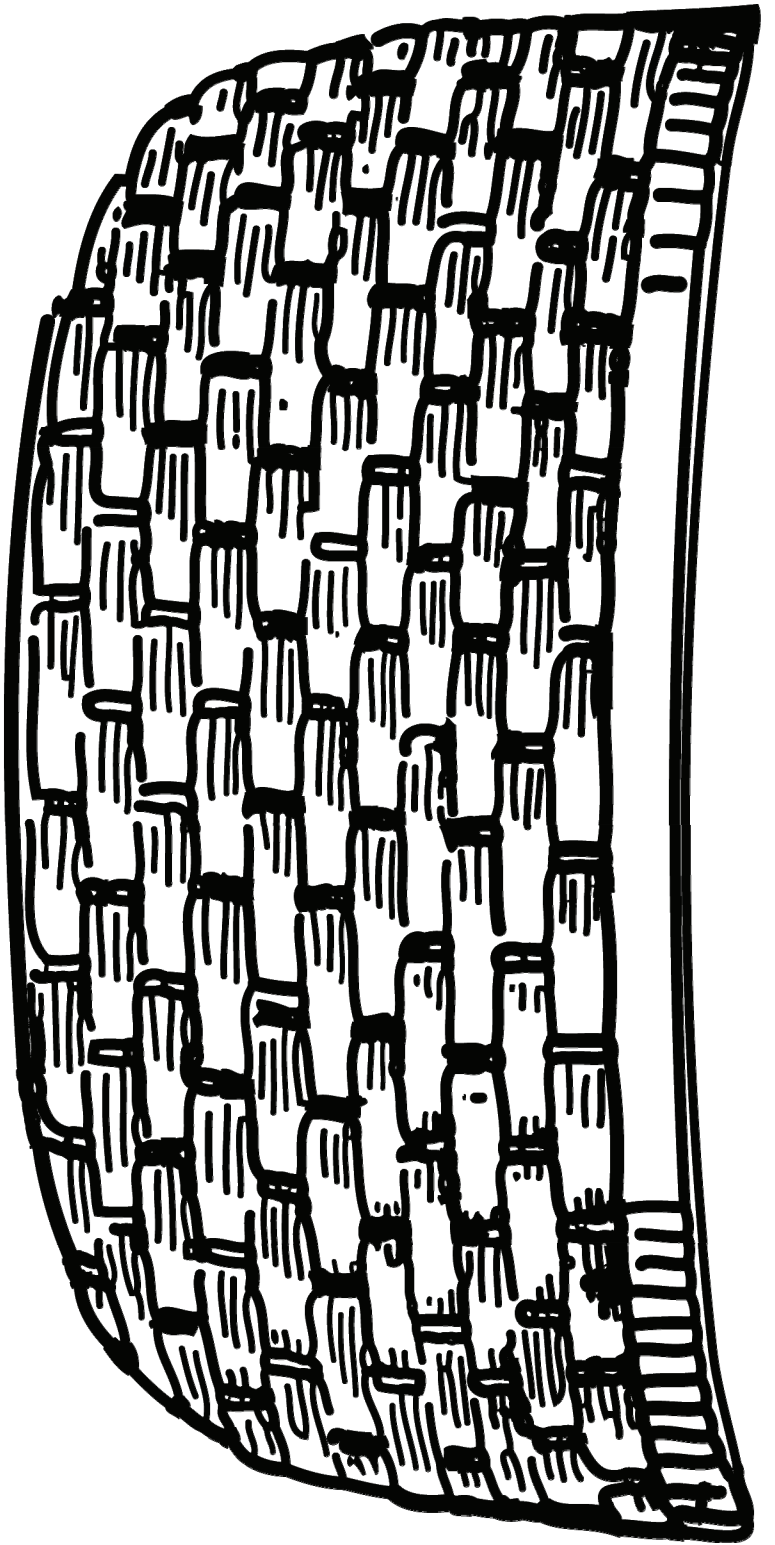
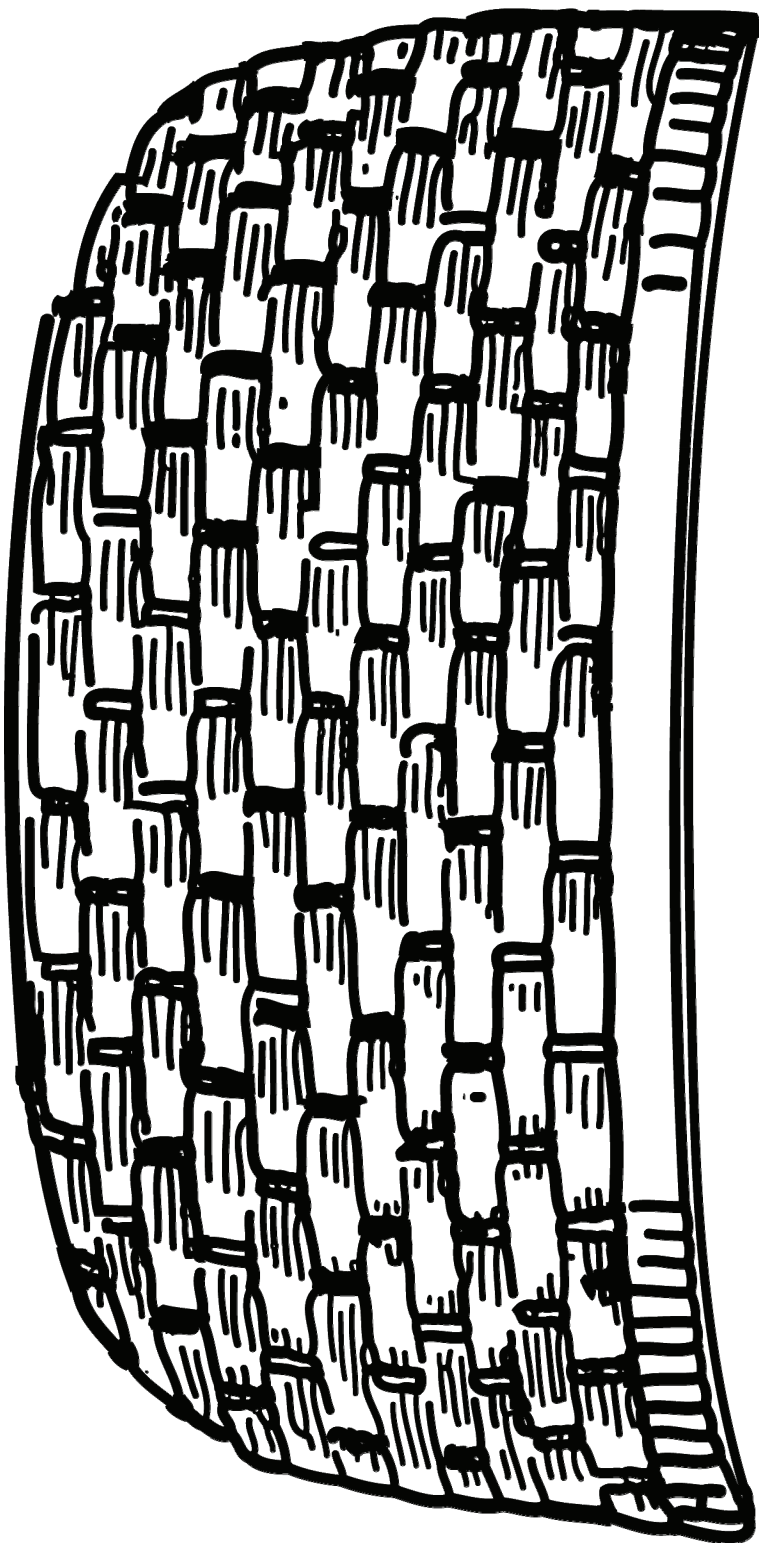
Things you need: nothing

Thank the Lord that He cares for us so much. Thank Him because we are able to trust Him with the big and the small things.











What's for Lunch?

Read the story of the boy who gave his lunch away that's found in John 6. Then make a picture of that lunch by coloring the Y spaces yellow and the B spaces brown. You may color the leftover spaces with your favorite color.






Add
glue to
this box



Add
glue to
this box

Instructions:

- Cut on solid lines.
- Fold on dotted lines
- Add glue to white squares and adhere.
- Add glue to Jesus and boy with lunch and add to grass.



Add glue
to this box



Add glue
to this box

