

Jesus and the Fig Tree

BIBLE PASSAGE: Mark 11:12-14, 20-25

DISCUSSION QUESTIONS

- What was Jesus looking for when He and the disciples were walking together? (something to eat)
- What did they see on the side of the road that made them excited? (a fig tree)
- What was wrong with the fig tree? (it had no fruit)
- Name some of the fruit that we have as followers of Christ. (love joy peace patience kindness goodness faithfulness, gentleness and self control)
- Why do we need to have fruit in our lives? (it helps teach others about God's love)
- What did Jesus tell the disciples to do when they saw the dried up fig tree? (Have faith in God)
- Does God always answer our prayers the way we want? (no- but remember... God knows best!)
- Why should we forgive others before we pray? (we want to have a clean heart when we pray to the Lord)
- What did today's story teach you about Jesus and who He is?

BIBLE LEARNING ACTIVITIES

*Recall the Bible Story

Things you need: Jesus and the fig tree coloring page and crayons

As your child colors, ask them the discussion questions. Help them answer any questions and see if they have any additional questions.

*Believe

Things you need: Believe coloring page and crayons

As your child colors, talk about the lesson. Ask: What does it mean to believe or to have faith in God? Talk about a time when you prayed for something and had to have faith and believe that God would answer your prayer with what was best. Give your child a specific personal example. Let them know if a time when He said yes and one when He said no. Just because He says no, doesn't mean He's not listening, it just means He has different plans.

*How'd it happen?

Things you need: Sequence sheet, scissors, and crayons

First, have your child color the 3 bottom pictures. Then, help them cut the pictures out. After that, talk through the story and have them put the pictures in the order that they happened. Then, shuffle the pictures and see if they can retell you the story in the order that it happened.


*Activity sheets

Print the activity sheets. Have some fun reinforcing what the Bible taught us today. Help your child memorize the Fruit of the Spirit. Remind them of these 4 main points from today:

1. When we love Jesus, we want to be more like Him and when we are, the fruit in our lives will show others Jesus' love.
2. Pray to God and have faith that He hears you and sometimes he says no but sometimes he says yes. But God always knows best so we have to trust him.
3. Forgive others. Sin starts in our hearts so make sure we aren't angry and focused on other things or other people when we go to God in prayer.
4. Remember, He loves you so so much!

Pray

Things you need: Just each other.







Sequence Jesus Curses the Fig Tree

A large rectangle is divided into three equal vertical sections by two dashed vertical lines. Each section is a square. The entire figure is composed of dashed lines.


© 2019 Elaine G @ The Treasured Schoolhouse





Name: _____

Crossword for Matthew 21:18-22 and Mark 11:12-14



Across

1. A large town or an incorporated municipal center.
2. A pear-shaped fruit that is eaten fresh, preserved, or dried.
3. A request or declaration addressed to God or an object of worship.
4. To hesitate to believe; uncertain about.
5. A source of religion and Savior in the faith.
6. A plant to shrivel, decay, or fade.
7. A follower of Jesus during his life.
8. The time of year when a particular fruit, vegetable, or other food is ample and in acceptable condition.

Down

9. The complete trust or confidence in someone or something.
10. To be afflicted with; used to express annoyance or irritation.
11. A feeling of or displaying the need for food.
12. The flattened structures of a plant, typically green and blade-like, that is attached to a stem.
13. To be given, presented with, or paid; take into possession.
14. A village near Jerusalem, at the foot of the Mount of Olives.
15. The part of a plant which attaches it to the ground or to a support it, typically underground.
16. The fleshy product of a tree or other plant that contains seed and can be eaten as food.

Name: _____

Decode Jesus Curses the Fig Tree

Use the key below to decode each word.

A	B	C	D	E	F	G	H	I	J	K	L	M
↩	↪	↶	↷	↵	←	→	↑	↓	↖	↗	↙	↘
N	O	P	Q	R	S	T	U	V	W	X	Y	Z
⇄	⬆	▲	▼	△	▽	◀	▶	◁	▷	▴	▾	■

Code	Answer
1. ↙↔↔◁↗▽	_____
2. △↔↔↔↓◁↔	_____
3. ↖↔▽▶▽	_____
4. ↑▶↔→△▲	_____
5. ▲△↔▲↔△	_____
6. ↔↓▽↔↓▲↙↗▽	_____
7. ↔▶△▽↔↔	_____
8. ↔↔◀↑↔↔▲	_____
9. ←↓→ ◀△↔↔	_____
10. ↔↔▶↔◀	_____
11. △↔↔◀▽	_____
12. ▷↓◀↑↔△↔↔	_____
13. ↔↓◀▲	_____
14. ←↔↓◀↑	_____
15. ←△▶↓◀	_____
16. ▽↔↔▽↔↔	_____

© 2019 Elaine G © The Treasured Schoolhouse

[illegible][illegible][illegible]

Decode Jesus Curses the Fig Tree

Use the key below to decode each word.

A	B	C	D	E	F	G	H	I	J	K	L	M
↶	↷	↵	↹	↻	←	→	↑	↓	↖	↗	↘	↙
N	O	P	Q	R	S	T	U	V	W	X	Y	Z
⇄	⬆	▲	▼	△	▽	◀	▶	◁	▷	▴	▾	■

Code

1. ↖↗↶◁↻▽
2. △↗↵↗↓◁↗
3. ↖↗▽▶▽
4. ↑▶⇄→△▲
5. ▲△↗▲↗△
6. ↗↓▽↗↓▲↖↗▽
7. ↗▶△▽↗↗
8. ↗↗◀↑↗⇄▲
9. ←↓→ ◀△↗↗
10. ↗⇄▶↗◀
11. △⇄◀▽
12. ▷↓◀↑↗△↗↗
13. ↗↓◀▲
14. ←↗↓◀↑
15. ←△▶↓◀
16. ▽↗↗▽⇄⇄

Answer

© 2019 Elaine G © The Treasured Schoolhouse

[illegible]

- Name: _____

Decode Jesus Curses the Fig Tree

Use the key below to decode each word.

A	B	C	D	E	F	G	H	I	J	K	L	M
↖	↗	↘	↙	→	←	→	↑	↓	↖	↗	↘	↙
N	O	P	Q	R	S	T	U	V	W	X	Y	Z
⇄	⬆	▲	▼	△	▽	◀	▶	◁	▷	▴	▾	◼

Code	Answer
1. ↖↗↘◁▷▽	_____
2. △↗↘↘↓▷↗	_____
3. ↖↗▽▶▽	_____
4. ↑▶⇄→△▲	_____
5. ▲△↗▲↗△	_____
6. ↗↓▽↘↓▲↖↗▽	_____
7. ⇄▶△▽↗↗	_____
8. ↗↗◀↑⇄⇄▲	_____
9. ←↓→ ◀△↗↗	_____
10. ⇄⇄▶↗◀	_____
11. △⇄⇄◀▽	_____
12. ▷↓◀↑↗△↗↗	_____
13. ⇄↓◀▲	_____
14. ←↗↓◀↑	_____
15. ←△▶↓◀	_____
16. ▽↗↘▽⇄⇄	_____

© 2019 Elaine G © The Treasured Schoolhouse

[illegible]

