

The Household of Christ

BIBLE PASSAGE:1 Timothy 3:14-16

DISCUSSION QUESTIONS

- Who is the author of 1 Timothy? (Paul)
- Why did Paul write Timothy this letter? (He was trying to help Timothy encourage the church of Ephesus)
- What are some things that God's household and your household both have? (love, safety, encouragement, teaching, discipling, a mission)
- When we become a child of God, what does He give us that allows us to know that He's alive in us?(The Holy Spirit)
- How can we trust that God is real? (examples- we can see Him in creation, we can see Him at work in our lives- give specific examples)
- What did today's story teach you about Jesus and who He is?

BIBLE LEARNING ACTIVITIES

*Recall the Bible Story

Things you need: "I am perfectly loved" coloring page and crayons

As your child colors, ask them the discussion questions. Help them answer any questions and see if they have any additional questions.

*Family

Things you need: My Family and My Church Family coloring pages and crayons

First, have your child draw a picture of the family in your household. Then, have them decorate the outside frame. Next, have them draw a picture of their church family and decorate the frame. Talk to them about the people that make up the church. Encourage them to list their friends, their small group leaders and the people that they love in their church family. Talk about ways that the God's household is a safe place, a place of encouragement, learning, and a place where they are loved. Helping instill a love for God's church is so important. Let them know that the church is important to God so it's important to your family. You can talk about our church mission statement; "We are a family of missionary servants sent to make disciples of Jesus Christ." Consider making a mission statement for your family to live by.

*How can you know God is real?


Things you need: Creation activity sheet and crayons

Color the pictures of things that help us know God is real. Draw something in the circle that helps you believe in God. (unique fingerprints, icicles, tiny seeds that grow into a giant tree; things that only God, in His wonder, could create) One way we can know God is real is by looking at creation. He reveals Himself to us through His masterpiece.

*Pray


Things you need: 2 Timothy 3:16 color sheet and crayons

With the guidance of the Holy Spirit, 40 different people wrote the Bible. They were spread out in different countries and written years apart; all with one main story. Only with God's help could that have been done. Spend time as a family worshiping the Lord for who He is. Thank Him for the gift of the Bible, for the gift of His Spirit, and especially for the gift of His Son.




How great is the love
the Father has lavished
upon us, that we should
be called children of God!
And that is what we are!

1 John 3:1




My Family



My Church Family

Color the pictures of things that help us know God is real.
Draw something in the circle that helps you believe in God.





All Scripture is
God-breathed
and is useful for
teaching, rebuking,
correcting and
training in
righteousness, so
that the man of
God may be
complete, fully
equipped for
every good work.

2 Timothy 3:16-17



©Adnan

The Spirit of God, who raised Jesus from the dead, lives in you. And just as God raised Christ Jesus from the dead, He will give life to your mortal bodies by this same Spirit living within you.

from the dead, He will give life to your mortal bodies
by this same Spirit living within you.

Romans 8:11

A black and white line drawing of various celestial bodies. From left to right, there is a planet with a spiral pattern, a planet with a crescent moon, a planet with a ring, a planet with a spiral pattern, a planet with a ring, a planet with a ring, and a planet with a ring. The drawing is simple and stylized, suitable for a coloring page.